


Do you want to thank your tutor?

Then, nominate them for our tutor award!

Is your tutor really great? For  the third time, READ Saskatoon is going to award a tutor who has volunteered more than they need to.

If you think your tutor should have a special



award, call READ Saskatoon at 652 5448.

You can tell us a story about how your tutor has helped you with your reading and writing. There are some questions on page two that will help you plan your nomination.

Please don't tell your tutor about this award – we want to keep it a secret. 😊

What Does Literacy Tutoring Look Like?

This is an opportunity for you and your tutor to visually display what tutoring looks like. We are seeking out photos to use on our website and in reports. Be creative! We know that many of you challenge stereotypes about literacy learners and tutors. Why not send us a photo of you and your tutor working together or participating in a literacy activity! Full credit to the photographer will be given.



In this Edition of the READer

Nominate your Tutor.....	1
What Does Literacy Tutoring Look Like?.....	1
Questions to Plan Nomination.....	2
Sentence Matching Game.....	2
Two Great Roughrider Contests.....	3
Vecima Learning Centre.....	4
Establishing Roots.....	5
What's Going on at READ Saskatoon?.....	5
Odd Man Out.....	7
Reading a Work Order.....	8
READer Family Fun Page.....	9
Families Together Events Feb. & March.....	10

Here are some questions to help you plan your nomination.

These are only suggestions for questions. Feel free to come up with your own. Remember you can write us or phone us with your nomination

1. Describe the relationship between you and your tutor.
2. Describe a time when you tutor helped you to understand a difficult concept.
3. What characteristics do you like about your tutor?
4. What is your favourite part of your tutoring session?
5. If you could do one special thing for your tutor, you would...



Sentence matching game

Match the phrase on the left to the one on the right to form a complete sentence. The first one is done for you

- | | |
|---------------------------------|-----------------------------------|
| February is | are the four seasons of the year. |
| There are seven | are twenty. |
| Two tens | the same as 6p.m. |
| There are twelve | days in a week. |
| One hundred pennies | the shortest month of the year. |
| A fortnight is fourteen days | in a day. |
| There are sixty minutes | in an hour. |
| Spring, summer, autumn & winter | makes \$1.00. |
| 18.00 hours is | months in a year. |
| There are twenty four hours | which is the same as 2 weeks. |

Two Great RoughRider Contests



We need to thank the Literacy Unit at the Regina Public Library for sharing this great contest.

Contest #1 requires a tutor and learner pair to complete the activity together. The learner must interview the tutor and write the tutor's responses in their own handwriting. The tutor must then interview the learner and write the learner's responses in their own handwriting. The interview questions for both the tutor and the learner are as follows:



Bill Tapin is a diehard Roughrider fan and literacy tutor in Regina. Does Saskatoon have a Bill equivalent?

Questions for the Learners to Ask the Tutors

1. Who are the Saskatchewan Roughriders?
2. What colors are their uniforms?
3. Are you a Saskatchewan Roughrider fan?
4. Why are they so important to many people in Saskatchewan?
5. What is the Grey Cup? Who won the Grey Cup in 2007?
6. How many times have the Saskatchewan Roughriders won the Grey Cup?
7. Where did you watch the Grey Cup game?

Questions for the Tutors to Ask the Learners

1. What is your favorite sport to play?
2. What is your favorite sport to watch?
3. What is the most popular spectator sport in your country of origin?
4. What was the most exciting sporting event in your country's history?
5. What are your personal memories (if any) of this event?
6. What is your favorite sports related memory (could be either as a participant or as a spectator)?

Submit your hand written responses to both sets of questions with the name of both the learner and the tutor at the top of the page. Remember, the learner must write down the tutor's responses, and the tutor must write down the learner's responses. Have fun learning a bit more about each other and Saskatchewan's favorite team!

All completed submissions will be entered for a draw and the winning tutor-learner pair will each receive a Saskatchewan Roughriders surprise. You must follow all the directions and answer ALL the questions to be eligible for the draw.

Contest #2

If you are a learner still waiting to be matched with a tutor, or a tutor not currently matched with a learner, Contest #2 is for you! Contest #2 is a word scramble, meaning that the letters of words have been mixed up and you have to rearrange them so they make a word. All the words are related to our Grey Cup champions – the Saskatchewan Roughriders. Once you have all the words unscrambled bring them down to the READ Saskatoon office. All correct entries will be entered in a draw for a prize. Tutor and learner pairs may also participate in Contest #2, but each person enters as an individual.

l o f b l o a t

n e r g e d a n t h e w i

p a h o s c i m n

d u t h c w o o n

d o r r u g s h i R e

The Deadline to enter both contests #1 and contest #2 is Tuesday, February 26, 2008. The draw for the prizes will be Wednesday, February 27, 2008.

Vecima Learning Centre

This spring we are starting an exciting workplace project in partnership with Vecima Networks Inc. and Radius Community Centre. Vecima is a local manufacturing company with over 800 employees. They design, manufacture and sell products that enable broadband access to cable, wireless and telephone networks.



This project aims to provide on-site job skills and workplace literacy support to their employees. Radius will recruit candidates and provide employability skill training specific to Vecima. Are you looking for work? The potential Vecima Employee has:



- Excellent finger dexterity
- Good eyesight – fine detail work (as an example individuals who do handcrafts, computer gaming and model building)

If you would be interested in working at Vecima call Mavis at 652-5448.

Establishing Roots

1. Read the paragraph below

It was an abnormal night for late April. As if it were prearranged, a chilly wind, coupled with an unusual dampness, threatened to bring snow. That same night Gita's cat, Tiger, chose to disappear after his evening feed. Her family tried to reassure her that Tiger would return, but Gita was not consolable. She found it impossible to sleep. Although she knew that her fears were groundless and unreasonable, the tearful girl crept out of bed and out of the front door. Armed with just the faintest of torches, she had every intention of finding Tiger.



2. Underline words have prefixes and suffixes.

- What is a suffix? A word part that is added to the end of a root word (ie, darkness)
- What is a prefix? A word part that is added to the beginning of a base word that changes the sense or meaning of the root or base word.

3. For each word you have underlined, complete the chart below. The first one has been done as an example.

Word	Root Word	Prefix	Suffix
abnormal	norm	ab	al

- This activity was extracted from *100 Literacy Hours* by Chris Webster, Scholastic 1998

What is going on at READ Saskatoon?

Family Literacy Day! On January 27th, people across Canada spent time reading and learning with their families! We were very busy that week getting the community ready for the nationwide celebrations. That week we:

- delivered programming and presented at seven different schools and adult education centers
- sponsored a Family Board Game Contest with the Saskatoon Star Phoenix
- hosted a FREE family event at the Giggle Factory Toy and Baby Store
- distributed free books, bookmarks, tip sheets for parents and coloring sheets around the city!

The celebration was a huge success!



READ Saskatoon staff had a ball at the Giggle Factory with dozens of Saskatoon families who joined them to celebration Family Literacy Day.

Congratulation to the winners of the READ Saskatoon Family Board Game Contest!

- Remington Souter
- Aaron and Jesse Gosslin
- Tyra Dawn Caithcart


READ Saskatoon's Good Book Bins: Bins of books have been distributed to various locations around the city for families to enjoy! Several doctor offices, Immunization clinics, Health Centers and Dentist offices have received these bins. So far we have 5 out in the community with the hopes of finding 5 more locations who would like to host these bins! If you are interested in having a reading bin at your centre, call Amy at 652-5448.

Families Together: Every Wednesday evening from 6 to 8 p.m. families meet at Radius Community Center. The program is called *Families Together*. It is so nice to be able to take that time to be with our families with no phones, no T.V., no computer ... time spent together with no distractions. We have lots of fun activities that help bring out our families' inner strengths. Though the evenings are always planned it is truly the group effort that makes it so special. We not only have Moms coming with their children but Dads and both parents taking part. It keeps us connected and helps build relationships. Come join our big happy family at *Families Together*.



Alphabet Soup - Alphabet soup is a six-week parent and preschooler program that focuses on nutrition and literacy. In partnership with Westmount Community School and Saskatoon Health Region, READ Saskatoon will be offering this program beginning January 31!

PGI 2008 - Golf Tournaments For Literacy - Planning is already starting for PGI Saskatoon 2008. The Willows Golf and Country Club has been booked for September 18 and 19. We are planning to again host an event the evening before the tournament. So mark your calendars! We will need golfers, sponsors and volunteers. If you want additional information or wish to be a part of the event call Mavis at the READ Saskatoon office at 652-5448.



Project Ready – After many months of negotiating, READ Saskatoon has been given the start date for Project Ready!. Students begin February 19th and we want to welcome Dolores Lines who will coordinate this literacy and employability program. If you know someone who could benefit from a full-time classroom experience, and they are between the ages of 18-30 and a parent, call Sheryl at 652-5448.




Learner News - Call-a-rounds were completed in January 2008 with both the learners and tutors. If I left a message with you and we haven't yet spoken I would love to hear from you. Our learners tell us it is important to stay connected but with over 300 learners and tutors this can be a daunting task. E-mail may be another way of stay connected. I have many email addresses, but if you think I may not have your address or prefer to use e-mail please contact the office at READSaskatoon@nald.ca

Odd man out

Each row of 5 words (reading across the page) contains one word that is not a member of the same family of nouns. Cross the odd one out. The first one is done for you and the next time you and your tutor meet, you can review your work.

- | | | | | |
|------------|----------|--------------------|-------------|-----------|
| 1. tea | coffee | biscuit | cocoa | coke |
| 2. potato | turnip | lemon | carrot | beet |
| 3. salmon | whale | herring | mackerel | cod |
| 4. rose | daffodil | tulip | cauliflower | carnation |
| 5. hen | hare | duck | goose | turkey |
| 6. beech | elm | oak | violet | ash |
| 7. cottage | mansion | palace | bungalow | warehouse |
| 8. man | boy | nephew | aunt | uncle |

Reading a Work Order



Green Thumb Nursery Work Order		
Employee: Harry Grant		Supervisor: Gary Forman
Task	Plants/Areas	Results
Water	Flowers, bushes	✓
Fertilize	Rows 1-4 roses Rows 5-7 bulbs Rows 8-10 bushes	roses ✓ bulbs: row 5
Plant in flats	35 geraniums 35 Sweet Williams 50 pansies 50 daisies	Daisies: 50 flats S Will: 10 flats Pansies: 20 flats
Thin seedling flats	100 tomatoes 100 lettuce 100 carrots	5 tomatoes 50 lettuce
Transplant to 3" pots	50 mums	10
Supervisor's Initials: GF		

Use the information from the table above to fill out the following chart.

Harry's tasks	Didn't start	Partly Finished	Finished
1. water the plants			
2. Fertilize the bushes			
3. Fertilize the bulbs			
4. Plant the daisies			
5. Plant the geraniums			
6. Thin the carrots			
7. Transplant the mums			
8. Get Gary's initials			



- This activity was extracted from *On-the-Job English Workbook* by Christy M. Newman, New Reader's Press, 2000

READer Family Fun Page

Celebrate Valentine's Day with READ Saskatoon.

Design your own Valentine and win a children's book!!!


1. Plan a Scavenger Hunt!

Planning a scavenger or treasure hunt can be a fun activity for the family! Parents or older siblings can organize one for younger children, or older children who baby-sit can use it. Don't forget that children can have fun making them for their parents once they understand how they work.

- Decide what the treasure might be. It could be something small like a cookie, small toy or a board game for the family to enjoy together at the end!
- Write clues on small pieces of paper, or for younger children, draw a picture or cut pictures from magazines. Hide the clues around your house or if the weather permits, in your yard! Give hints as your child needs them!

2. Decorate a Heart

Do anything you want, colour, add to the design or whatever, just have fun with it! When you are done submit your entry to the READ Saskatoon office either by mail or dropping it off at our office by the end of February!



3. Crispy Sushi Snacks

Ingredients

1/4 cup butter

4 cups mini marshmallows

6 cups crisped rice cereal

20 to 25 gummy worms

1 to 2 boxes fruit leather

Directions

Grease a 12x17-inch baking sheet. Melt butter in a 2-quart saucepan over medium heat. Add the marshmallows and stir until smooth. Remove the mixture from the heat and stir in the rice cereal until it's evenly coated. Turn the baking sheet so that the shorter ends are at the top and bottom. Then press the marshmallow mixture onto the sheet, distributing it evenly. Starting at one side an inch up from the lower edge, place gummy worms atop the mixture end to end in a horizontal line. Gently roll the lower edge of the marshmallow mixture over the gummy worms. Then stop and cut the log away from the rest of the mixture. Use the same method to form 4 more logs. Slice each log into 1-inch-thick "sushi" rolls and wrap them individually with a strip of fruit leather.

Families Together February

February 6 - Field Trip to the Meewasin Valley Authority and candle making.

February 13 - Celebrate Valentine's Day by making homemade chocolates.

February 20 - Let's go skating at the Meewasin Outdoor Rink.

February 27 - Come and meet Smokey Bear and welcome the Fire Protection Branch.

This program is FREE for Families.

We meet every Wednesday from 6 - 8pm at Radius Community Centre: #6 Bateman Crescent (Off Main Street behind Super Store on 8th). If you need assistance with transportation call READ Saskatoon at 652-5448.



Families Together March

March 5 - Let's make a pottery Inuksuk with Roxanne Enns from the Potters Guild.

March 12 - The Saskatoon Public Library will visit us and share in their wonderful storytelling.

March 19 - Special guest - Bonnie Logan professional storyteller and musician.

March 26 - Happy Easter! **No** Program

This program is **FREE** for all families!

We meet every Wednesday from 6 - 8 p.m. at Radius Community Center, #6 Bateman Crescent, off Main Street behind the Super Store on 8th Street. If you need more information, or help with transportation, call **READ Saskatoon** at 652-5448.

