

## Dates to Remember

- Sept. 8** – International Literacy Day
- Sept. 8** – AGM 7:00 Alice Turner Library
- Sept. 18** – PGI Celebrity Auction
- Sept. 19** – PGI – READ Saskatoon Golf Tournament for Literacy 2008
- Oct. 8** – Families Together
- Dec. 4** – Tutor's and Learner's Library Tour

## PGI - READ Saskatoon Golf Tournament for Literacy 2008

### Celebrity Auction for Literacy

Welcome to the 2<sup>nd</sup> year of the Celebrity Auction! This event happens the night before the PGI – READ Saskatoon Golf Tournament and is open to golfers and guests. Once again we welcome guest auctioneer Brent Loucks and special guests Jonathan Torrens and Shelagh Rogers.

Here are a few of the packages you will have the opportunity to bid on: Golfing with the Mayor of Saskatoon, An Evening on Stage with the SOAPS, Shoot Shop Package, Rock Your House with Us, A Work of Art, You're One of a Kind, and Golf Like a Pro. Check out the package descriptions and the silent action items at <http://www.nald.ca/readsask/pgi/2008/auctn-ad.pdf>



### In this Edition of the READER

Celebrity Auction for Literacy .....	1
PGI – READ Saskatoon Golf Day .....	2
READ Saskatoon 30th Anniversary .....	2
The Star Phoenix Subscriptions .....	2
International Literacy Day .....	2
What's Happening at READ Saskatoon? .....	3
Love of Reading .....	4
Telephone Activity .....	5
Website Contest .....	5
Matching Game .....	6
Fire Safety .....	6
Autumn Crossword .....	7
READER Family Fun Page .....	8

### Thursday, September 18

Western Development Museum —

2610 Lorne Avenue

Doors Open at 7:00 p.m. Auction start at 7:30

Tickets \$20.00

(PGI – READ Saskatoon Golfers \*\*\*free\*\*\*)

Tickets can be purchased by calling 652-5448.

**READ Saskatoon**  
 #304 – 1114 22<sup>nd</sup> St. W. Saskatoon, SK S7M 0S5  
 Ph: 306.652.5448 Fx: 306.652.4205  
 Email: [READSaskatoon@nald.ca](mailto:READSaskatoon@nald.ca)  
 Website: [www.READSaskatoon.com](http://www.READSaskatoon.com)

## READ Saskatoon Golf Day

Join us for a day of great fun and prizes with guests of honour: Jonathan



Torrens aka J Rock who will also be our Poet Laureate and Shelagh Rogers CBC Radio Host. We will also be presenting the Cooperator's Learner Achievement Award. Your golf entry fee includes: golfing, golf cart, charitable receipt of at least \$50, Celebrity Auction for Literacy, awards dinner and prizes. Space is limited so sign up today!

### Friday, September 19, 2008

Registration & Continental Breakfast 8:30 a.m.

Shot Gun Tee Off 10 a.m.

Awards Dinner 3:30 pm

Willows Golf and Country Club

For registration information:

<http://www.nald.ca/readsask/pgi/2008/register08.pdf>

## READ Saskatoon 30th Anniversary

This is a very exciting time for us. It would not have been possible without the support of our past and present donors, board members, staff and volunteers. To celebrate we are planning a community forum, tutor and family literacy workshops, learner conference and banquet on

February 5-7, 2009. Mark your calendars! More details will follow in our December newsletter and also keep checking our website.

## The Star Phoenix Subscriptions

This is a great opportunity. The Star Phoenix is offering an opportunity for you to receive a newspaper subscription for 12 weeks at no charge. They are also offering a limited amount of online version subscriptions. Please contact the READ Saskatoon office or speak with your tutor before the end of September for more information.

## International Literacy Day September 8, 2008

The annual celebration is at SIAST Kelsey Campus (front lawn, Idywyld & 33rd St.) There will be a Literacy Day cake, entertainment, public speakers, free books and more. There will also be burgers and soft drinks for sale. Come join in the celebration and promote literacy in our community.



Your presence and interest does make a difference! Every school, business, organization and citizen in Saskatoon is invited to drop everything and read for 15 minutes at 1:00 pm. Register your participation by emailing [READSaskatoon@nald.ca](mailto:READSaskatoon@nald.ca) with the name of your organization and number of people participating.

## READ Saskatoon Annual General Meeting

Monday, September 8th, 2008 - 7 p.m.

Alice Turner Library - 110 Nelson Rd., Saskatoon

Coffee and nutrition provided

# What's Happening at READ Saskatoon the Year?

## One-to-One Literacy Tutoring Program

A special KUDOS! to the huge number of tutors and learners who continued to



work throughout the summer. If you took a break it is time to begin tutoring again, please call your learner as soon as possible. We wish everyone the best for this year.

READ Saskatoon's one-to-one literacy tutoring program is open to adults (over 18 and out of high school) who wish to improve their literacy skills.

Volunteer literacy tutors meet with adult learners once a week at branches of the Saskatoon Public Library or at the READ Saskatoon office. People interested in receiving free literacy tutoring or becoming a volunteer literacy tutor call Mavis at 652-5448.

## Family Literacy

Family literacy is about helping parents understand the value of reading and writing in their children's lives as well as their own. This is especially true today, because literacy weaves through all aspects of family and community life -health, employment, education, social welfare and justice. Literacy is the foundation for all other learning.

If your agency, school or business would like:

- to run a family literacy program;
- to offer learning opportunities for parents or staff (<http://www.nald.ca/readsask/training.htm>);
- a demonstration of our story bags;
- assistance with planning events around National Family Week (October 6-12) or Family Literacy Day (January 27th) please call the office at 652-5448.

## Families Together

Families Together brings families from Saskatoon together on a weekly



basis to enjoy reading, writing, cooking, playing, crafting, sewing, singing, and other family literacy based activities. Families Together meets Wednesdays starting October 1 from 6:30 p.m. - 8:00 p.m. at Radius Community Centre.

Please check our website for the monthly calendar or contact Anita Fengstad at 652-5448 for more information.

A word of encouragement during a failure is worth more than an hour of praise after success.

- Anonymous


# How to nurture your child's love of reading.

By Dee Van Dyk

**Treating reading like a chore.** Reading can be a magical escape into the lives and worlds beyond your own but it can become a chore if you don't make it fun for your children. With a little forethought and planning, reluctant readers can be transformed into enthusiastic adventurers into the magical land of the written word.

## **Expecting your kids to read without being a reader yourself.**

Are you a good reading role model? Kids are sensitive to our values and if you don't see reading as fun and enjoyable, chances are your kids won't either.



**Overlooking routine opportunities to read.** Reading skills can be sharpened by everyday activities like reading cereal boxes and the liner notes on a favourite CD. Double up on the learning curve by letting your child pick out dinner recipes and then helping you prepare a special meal. Rediscover the magic of a bedtime story.

**Watching too much television.** Turn off the tube and turn on to afterschool reading. But also recognize the tool that television can be. Many books have been adapted to movies or television shows. Read the book; watch the program. Or pair a favourite show with its counterpart in reading material. If your child shows an interest in science fiction, suggest a book in that genre.

**Pressuring your child to read.** Do you push your children to read? Be aware of how much tension you're imposing on your child and think about how doing so affects his or her attitude towards books. Failing to nurture the art of storytelling.

**Choosing your child's reading material for him/her.** Does your child have input into what he or she is reading? Tip: The library can be a wonderful resource for reading choices. Younger children especially enjoy the responsibility and entitlement that comes from having their very own library cards. But don't stop there. Take advantage of library programs (often free!) and book clubs.

**Selecting the wrong material for your child.** Is your child reading age-appropriate material? Be sensitive to the individual interests of your children. Allowing them to choose reading material that

**Always keep in mind the First Rule of Reading: Keep it Fun!**

<http://www.canadianliving.com/CanadianLiving/client/en/Family/Detailnews2.asp?idNews=231315&idsm=64>

## Telephone Activity

The following sentences are three mixed up telephone calls. Cut them out and have your learner sort them out into the different conversations.

This is Sara speaking.

Hi is Kevin there please.

I'm sorry, but you have the wrong number.

Hi. Sara. My name is John I'm calling about the ad in the newspaper.

No. She went out for lunch. Can I take a message?

She just stepped out.

Not it's 736-3224.

Is this 736 -2334?

Hello. Is Jenny there please?

Yes, tell her to call Dave please.

Hello. Is Sara there please?

Will she be back soon? [www.bogglesworldesl.com](http://www.bogglesworldesl.com)

## Check Out our Website! Take part in this fun contest with your tutor as you explore.

1. Where are the previous issues of The READER located on the READ Saskatoon website?
2. Where do you find a list of important upcoming events on the READ Saskatoon website?
3. Where do you find a list of four components a quality family literacy program should include on the READ Saskatoon website?
4. Name the four other literacy organizations, listed on the READ Saskatoon website, located in Saskatchewan.

How to Play:

- Email the answers to [readsaskatoon@nald.ca](mailto:readsaskatoon@nald.ca)
- Copy and paste the webpage links into the email and/or type the answers.



Please include your information in the email so that we can contact the winner. The winner will receive (2) Cineplex Odeon Movie passes.

### Brain Groaners

#### Brain Groaner #1

Some months have 30 days.  
Some months have 31 days.  
How many months have 28 days?

#### Brain Groaner #2

While on my way to St. Ives,  
I met a man with seven wives.  
Each wife had seven sacks;  
Each sack had seven cats;  
Each cat had seven kittens.  
Kittens, cats, sacks, wives;  
How many were going to St. Ives?

- <http://www.rinkworks.com/brainfood/p/groaners1.shtml>

Check your answers on the pg. 7 of The READER

## Idioms with Body Parts Matching Game

The sentences on the left contain common idioms. Match them up with the meanings on the right.

- |  |  |
|--|--|
| _____ 1. You did it. You <b>have to face the music</b> .             | a. You have to memorize it.                            |
| _____ 2. Yes. You <b>hit the nail on the head</b> .                  | b. You're experienced.                                 |
| _____ 3. You two don't <b>see eye to eye</b> .                       | c. You have control of the situation.                  |
| _____ 4. You have to <b>learn it by heart</b> .                      | d. You don't want to take the risk.                    |
| _____ 5. You are <b>an old hand</b> at teaching.                     | e. You have to accept the consequences of your actions |
| _____ 6. That's great! You keep everything <b>under your thumb</b> . | f. You don't agree with each other.                    |
| _____ 7. You don't want to <b>stick your neck out</b> , do you?      | g. You're absolutely right.                            |

Go to <http://a4esl.org/q/h/vm/m-body.html> for more quizzes for adult learners.


---

## Fire Prevention Checklist


Find out what you can do to prevent fires in your home by checking all items on the list below.

Discuss each item with your family.

- I know the emergency number to call in case of fire.
- Our family has a planned fire escape route.
- Our family has a fire extinguisher; everyone in the family knows its location and how to use it.
- Pot handles are kept pointed away from the edge of the cooking surface.
- There are smoke detectors throughout the house.
- All electrical appliance cords are in good shape.
- The electrical appliance cords are in good shape.
- The fireplace has a well-fitting screen.
- Foods are closely supervised while cooking.
- Oily rags are stored in tightly sealed metal containers.
- Papers, trash, and paints are kept away from sources of heat.
- Curtains and towels are kept away from stoves and portable heaters.
- The emergency number is visible by each phone.



# Autumn Crossword



## Across

- 4. The opposite of city.
- 6. It protects the crops from birds.
- 8. Many birds do this in autumn.
- 9. The month in the middle of fall.
- 11. A fall color.
- 12. These turn color in fall.
- 16. Big orange vegetable that grows on a vine.
- 17. The last month of autumn.
- 18. A yellow vegetable that grows on a tall plant.

## Down

- 1. A fall color.
- 2. The food that the farmer grows.
- 3. Gather all of the crops.
- 5. Someone who harvests crops.
- 7. Another word for autumn.
- 10. A fall color.
- 13. Red fruit.
- 14. The first month of autumn.
- 15. Fall weather.



Brain Groaner Solutions: 1. All of them. 2. One. The rest were travelling from St. Ives.

# READer Family Fun Page

## JELL-O Jigg-o-Lantern Dessert

Ingredients: 1 pkg JELL-O Orange Jelly Powder  
1 cup boiling water  
2 cups vanilla ice cream, softened  
Assorted candies


1. DISSOLVE jelly powder in boiling water. Cool to room temperature.
2. ADD ice cream by spoonfuls, whisking until smooth
3. POUR into dessert dishes. Chill until set, about 30 minutes
4. MAKE pumpkin faces on jelly with candies.



Tip: Decorate with candies no more than 1 hour before serving or candies may “weep”.


<http://www.kraftcanada.com/en/recipes/jell-o-jigg-o-lantern-dessert-85970.aspx>

## Fall Reading




### Autumn: An Alphabet Acrostic

by Steven Schnur, Leslie Evans (Illustrator)



### The Autumn Equinox

by Ellen Jackson



### Too Many Pumpkins

by Linda White, Megan Lloyd (Illustrator)

## Back to School Bookmark Craft

Kids who are hooked on chapter books can mark their reading progress with personalized bookmarks, which are easy to make, sturdy and may even speed up page turning.

### MATERIALS

- Construction paper or poster board
- Scissors or pinking shears

### OPTIONAL

- Tassel, ribbon or braided material
- Stickers
- Rubber stamps and ink pad
- Magazine cutouts
- Markers or colored pencils
- Spare personal photographs
- Glue
- Glitter
- Clear, self-adhesive paper



For each bookmark, begin with a piece of construction paper or poster board 6 inches long and 1- to 2-inches wide. For wavy or jagged edges, cut the paper with pinking shears. You can cover the bookmark with clear, self-adhesive paper for a glossy finish. You also can punch a hole in the top of the bookmark and tie on a tassel, ribbon or colorful braid.